

## K-Commander® Guide Series INV


**K-Commander® Guide Series INV** is an all-purpose conveyor belt alignment idler that will direct the belt correctly under most operating conditions.

The two inverted vee rollers, put pressure down onto the belt, promoting centralised belt training. The universal frame adjusts to all types of mounting structures and is suitable for reversing belts. After installation, the unit requires no further attention.

The K-Commander® Guide Series INV is best suited to short centred or reversing conveyor applications.

As the return strand of the belt is critical to maintain correct belt alignment, the K-Commander® Guide Series INV is ideally installed just after the head pulley, or prior to the tail pulley as shown in the diagram.

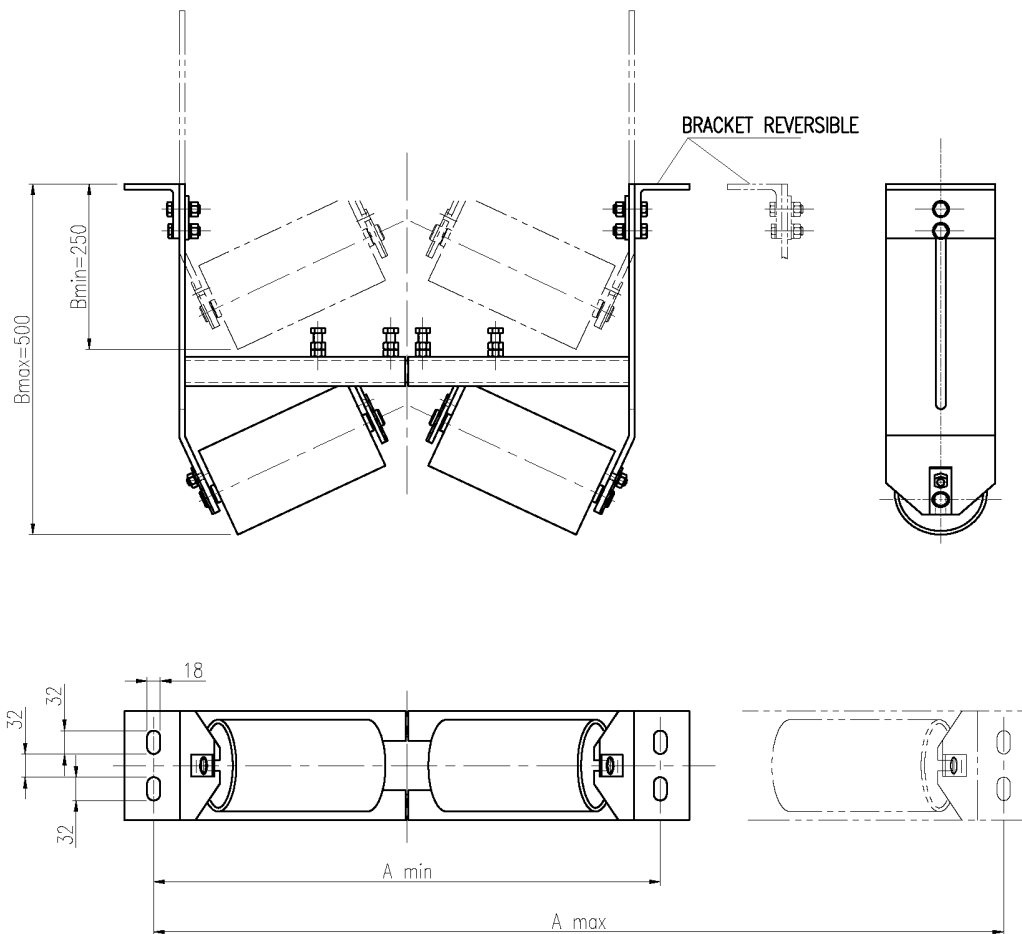
By having the return strand of the belt running true, this will help direct the carry side of the belt and therefore minimise material spillage and belt damage.



### Key benefits:

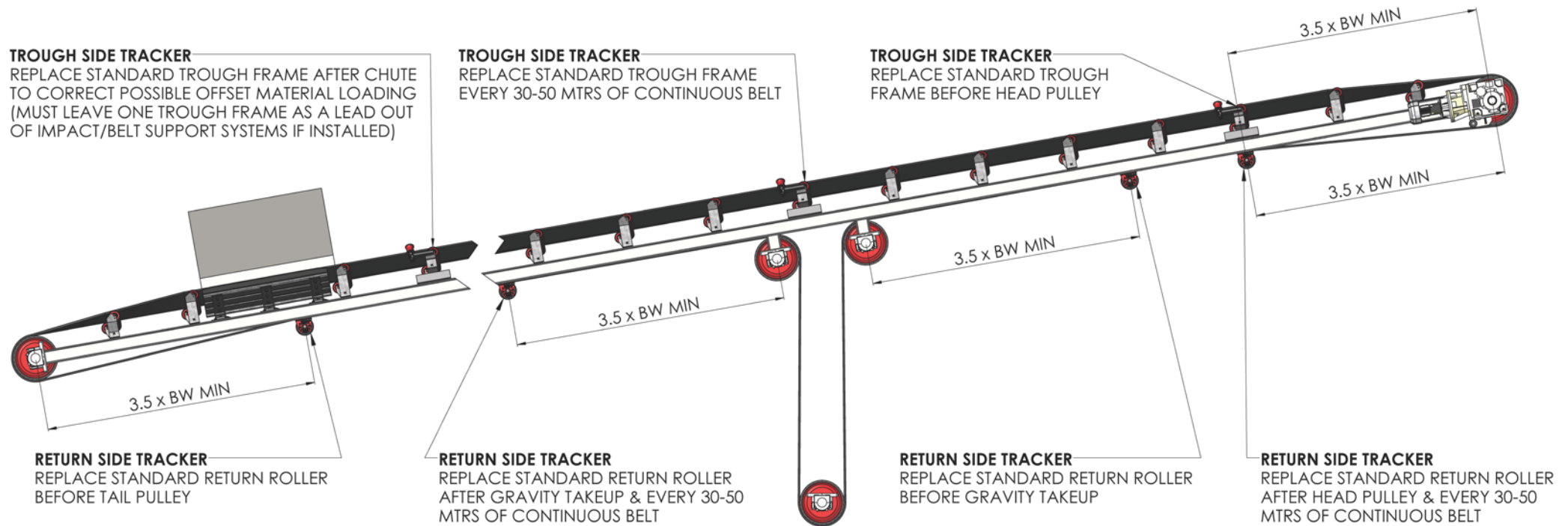
- Limits belt damage.
- Controls spillage.
- Easily installed.
- Suitable for reversing belts.
- Immediate delivery from stock.
- Available for all belt widths.

## K-Commander® Guide Series INV



Part Number	Belt Width	A		Weight (kg)
		Min	Max	
K-TRA-KIVT450-650A	450, 500, 600, 650	700	900	30
K-TRA-KIVT750-1050A	750, 900, 1000, 1050	1000	1300	36
K-TRA-KIVT1200-1500A	1200, 1350, 1400, 1500	1450	1800	48

## Recommended Conveyor Belt Tracker Placement Diagram



**INQUIP**  
BULK MATERIAL  
& DUST HANDLING

22 Beneficial Way Wangara WA 6065 ☎ (08) 6314 1100 📠 (08) 9303 9447

🌐 [inquip.com.au](http://inquip.com.au) ✉ [info@inquip.com.au](mailto:info@inquip.com.au)

ABN 15 130 794 151

PRODUCT » DENSITY » FLOW